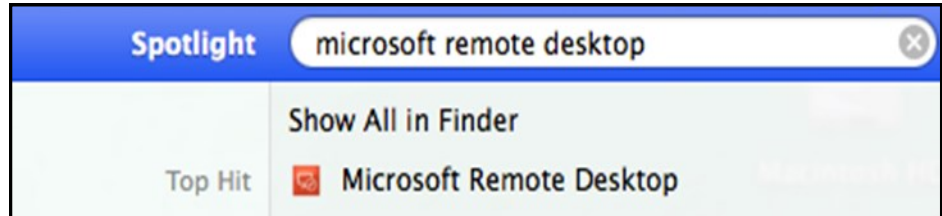


## Home Access - Apple Mac - STAFF ONLY

This guide is designed to help you connect to the Walsall College network via your Apple Mac using the Microsoft Remote Desktop application. This is already installed on newer operating systems but may need to be downloaded from iTunes.

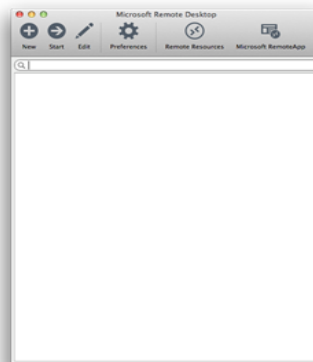
<https://apps.apple.com/us/app/microsoft-remote-desktop/id1295203466?mt=12>



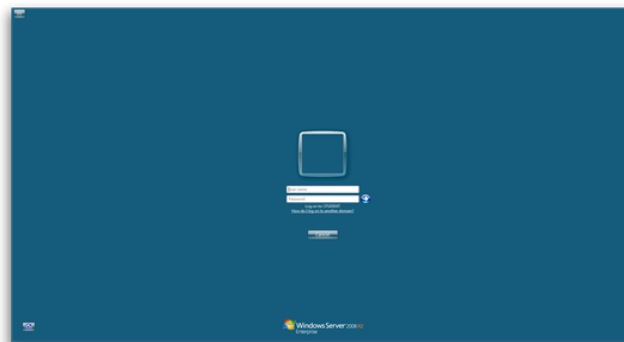
Run the application and select New to create a new connection. The settings required are as follows.

Connection Name: **Home Access**

PC name: **rdfarm.walcat.ac.uk:443**



You will then see the following screen where you can enter your username and password that you use in college to access the college system. You will also be asked for your 6 digit code from your multi factor application.



The following message may appear. If so please select continue.



